

## FLANGED STAINLESS STEEL Y STRAINER PN16 DIN F1 LOW TEMPERATURE

Stainless steel Y strainer flanged PN16 for filtration of fluids in chemical and pharmaceutical industries, petrochemical industries, hydraulic installation, compressed air.

Strainer with removable filter and bolted bonnet

Threaded BSP draining cap allowing to install a draining valve.

2 TFM 4215 gaskets for the bonnet and the cap.

Compatible with explosive atmosphere, ATEX Zone 1&21 and Zone 2&22.



**Certificate**  
**3.1**



**Size :** DN15 to DN200

**Connection :** Flanges RF PN10/16

**Min Temperature :** -40°C

**Max Temperature :** +200°C

**Max Pressure :** 16 Bars

**Specifications :** Removable stainless steel filter

Bolted bonnet with draining cap

TFM 4215 gaskets

ATEX

**Materials :** Stainless steel EN 1.4408

**FLANGED STAINLESS STEEL Y STRAINER PN16 DIN F1 LOW TEMPERATURE**

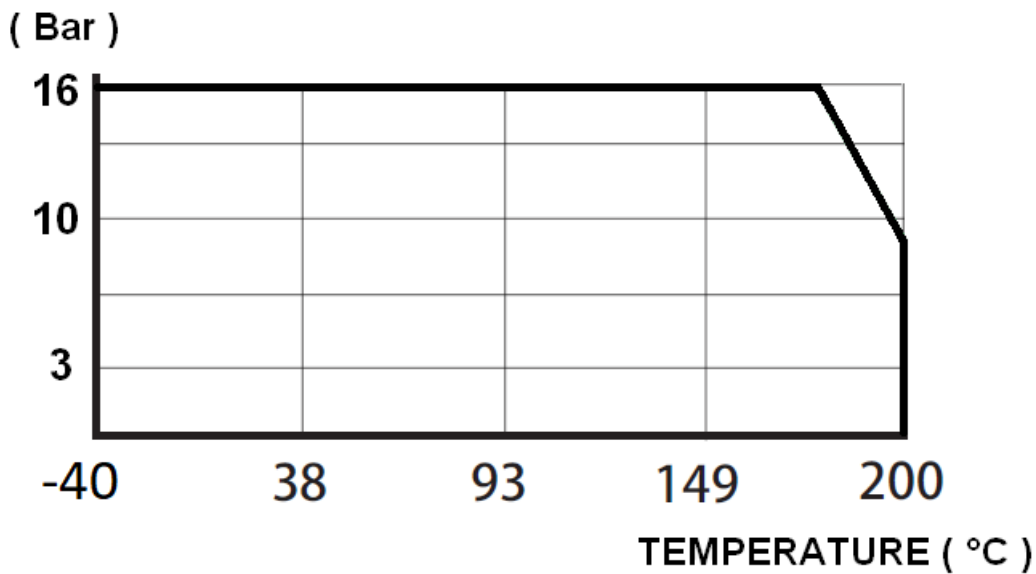
**SPECIFICATIONS :**

- Removable stainless steel filter
- PN16 Flanges R.F.
- Horizontal or vertical position with descendant fluid (respect the flow direction indicated by the arrow )
- Mesh 8/10° mm ( 800 µ ) up to DN 50 , 10/10° mm from DN 65 to 80 and 30/10° over
- Bolted bonnet with draining cap threaded BSP

**USE :**

- For Chemical and pharmaceutical industries, petrochemical industries, hydraulic installation, compressed air
- Min Temperature Ts : - 40°C
- Max Temperature Ts :+ 200°C
- Max Pressure Ps : 16 bars ( see graph )
- Steam : 10 bars maximum

**PRESSURE / TEMPERATURE GRAPH ( STEAM EXCLUDED ) :**



**FLOW COEFFICIENT Kv ( M3 / h ) :**

DN	15	20	25	32	40	50	65	80	100	125	150	200
Kv ( m3/h )	2.59	6.05	12.1	17.3	27.7	56.2	85.5	138.4	259.5	415.1	605.4	882.3

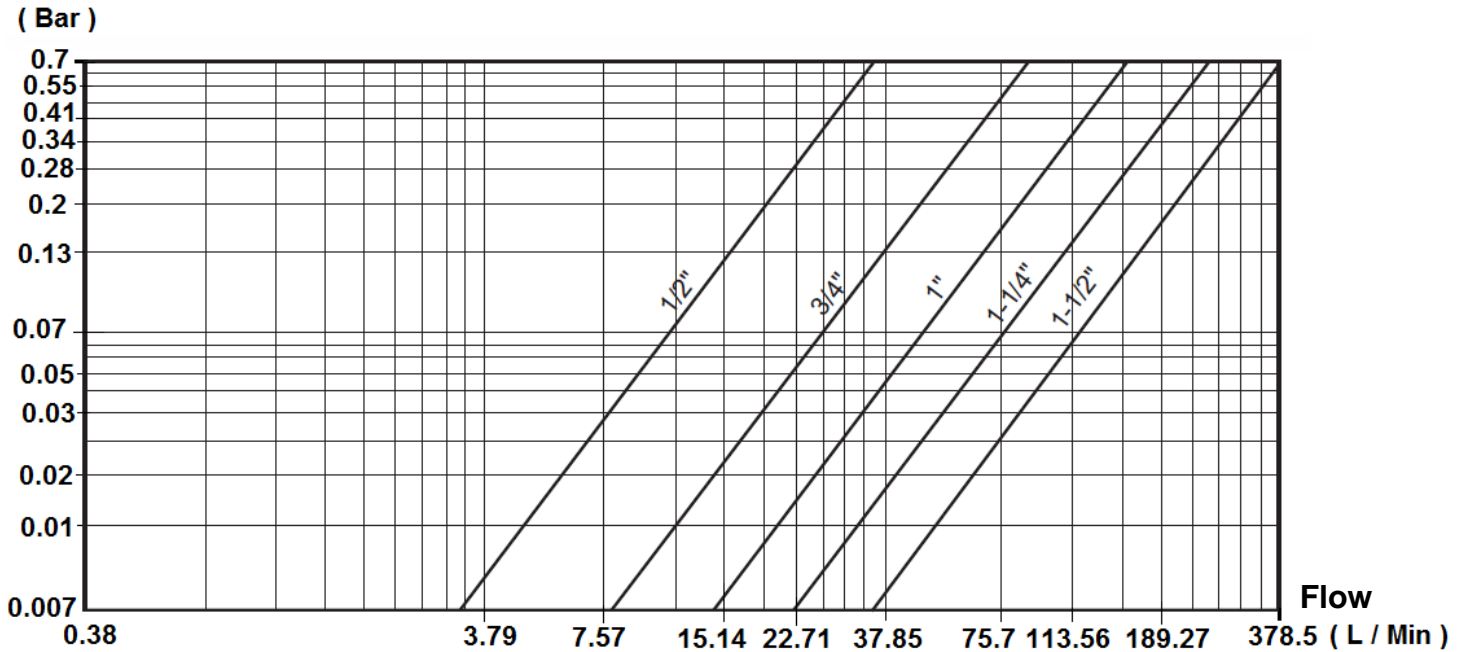
**RANGE :**

- Stainless steel Y strainer low temperature PN10/16 Flanges R.F. from DN 15 to DN 150 and PN16 for DN200 **Ref.240L**

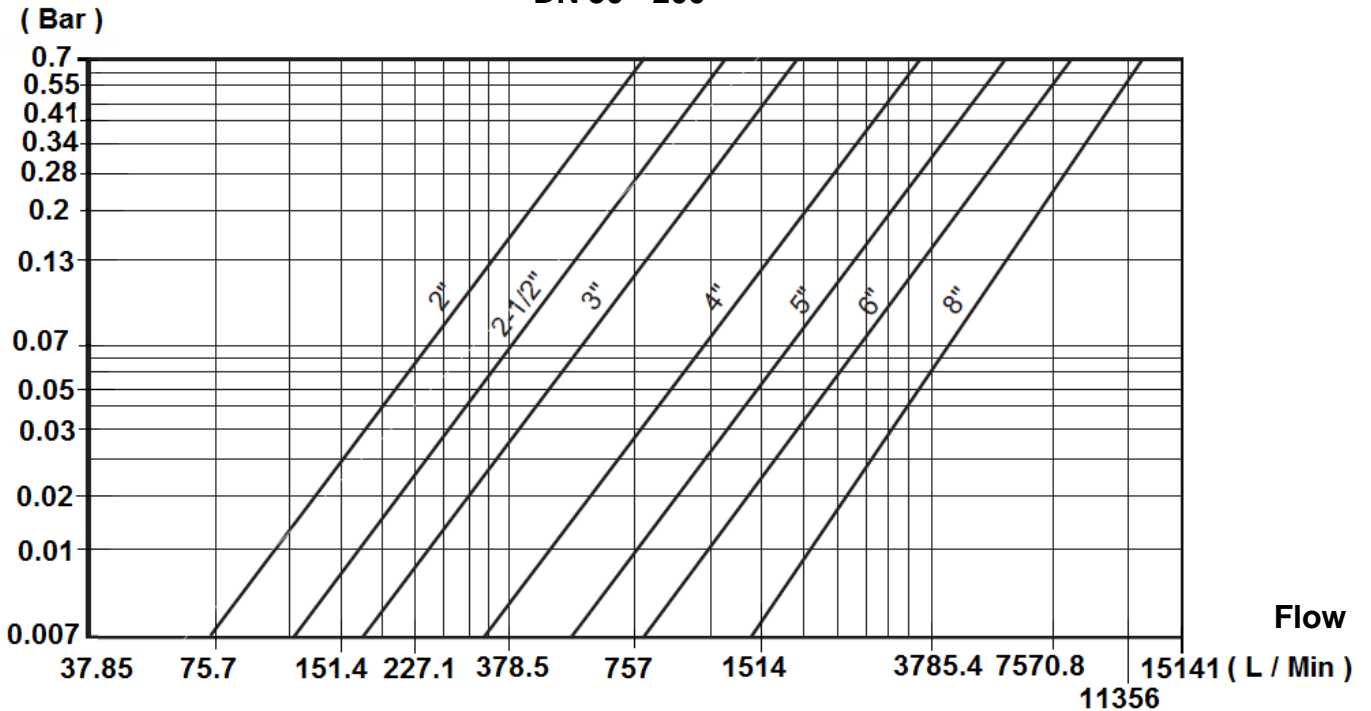
**FLANGED STAINLESS STEEL Y STRAINER PN16 DIN F1 LOW TEMPERATURE**

HEAD LOSS GRAPH :

**DN 15 - 40**

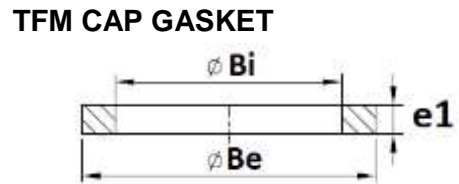
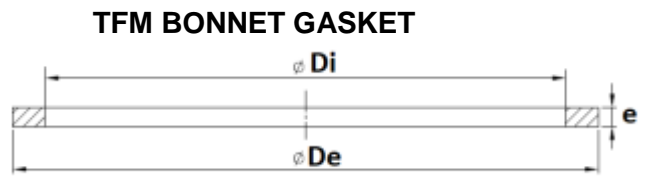
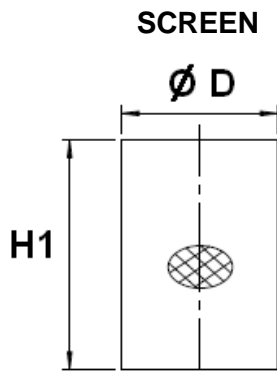


**DN 50 - 200**



**FLANGED STAINLESS STEEL Y STRAINER PN16 DIN F1 LOW TEMPERATURE**

REPAIRABILITY :

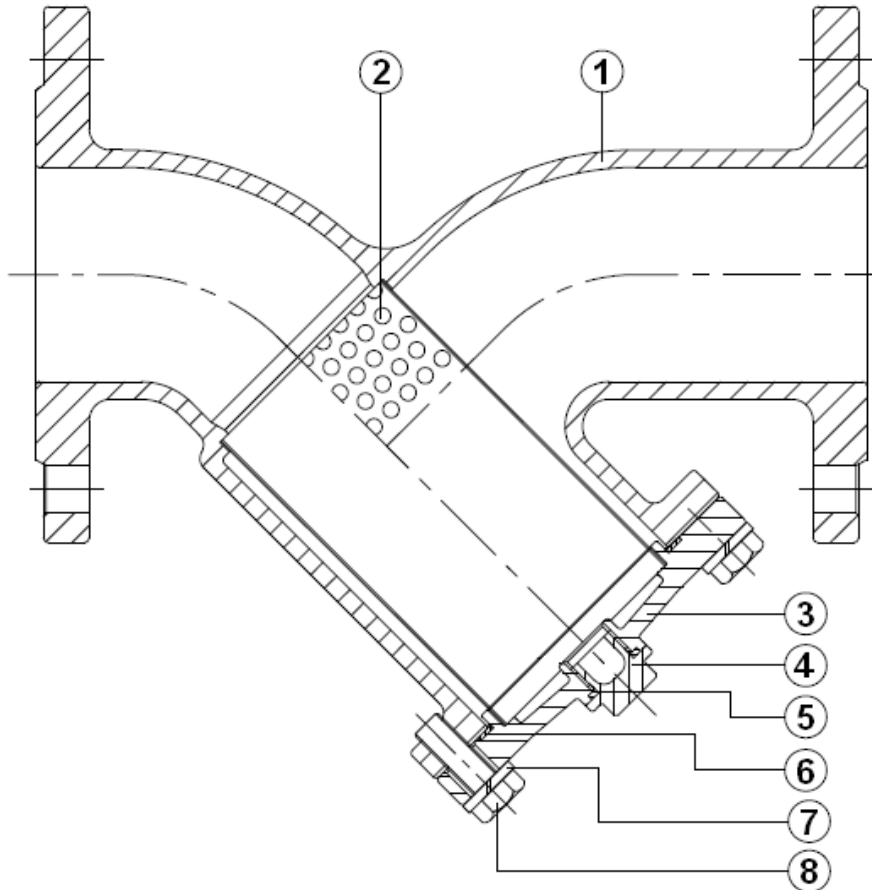


		DN	15	20	25	32	40	50
Screen	Size	Ø D x H1	18 x 57	23 x 55	29 x 88	40 x 82	43 x 100	54 x 103
	Standard filtration	Mesh	0.8					
		Ref.	9805120	9805121	9805122	9805123	9805124	9805125
Gaskets kit	Cap gasket	Ø Bi x Ø Be x e1	21 x 25.5 x 3					
	Bonnet gasket	Ø Di x Ø De x e	29 x 36 x 2.5	34 x 43 x 2.5	39 x 48 x 2.5	50 x 59 x 3	54 x 63 x 3	64 x 72 x 3
	Ref.		9805132	9805133	9805134	9805135	9805136	9805137

		DN	65	80	100	125	150	200
Screen	Size	Ø D x H1	68 x 135	84 x 150	103 x 159	130 x 220	154 x 250	208 x 300
	Standard filtration	Mesh	1		3			
		Ref.	9805126	9805127	9805128	9805129	9805130	9805131
Gaskets kit	Cap gasket	Ø Bi x Ø Be x e1	21 x 25.5 x 3		26.5 x 35 x 3			
	Bonnet gasket	Ø Di x Ø De x e	79 x 88 x 3	93 x 106 x 3	119x130x3	148x156x3	182x193x3.5	239x251x3.5
	Ref.		9805138	9805139	9805140	9805141	9805142	9805143

**FLANGED STAINLESS STEEL Y STRAINER PN16 DIN F1 LOW TEMPERATURE**

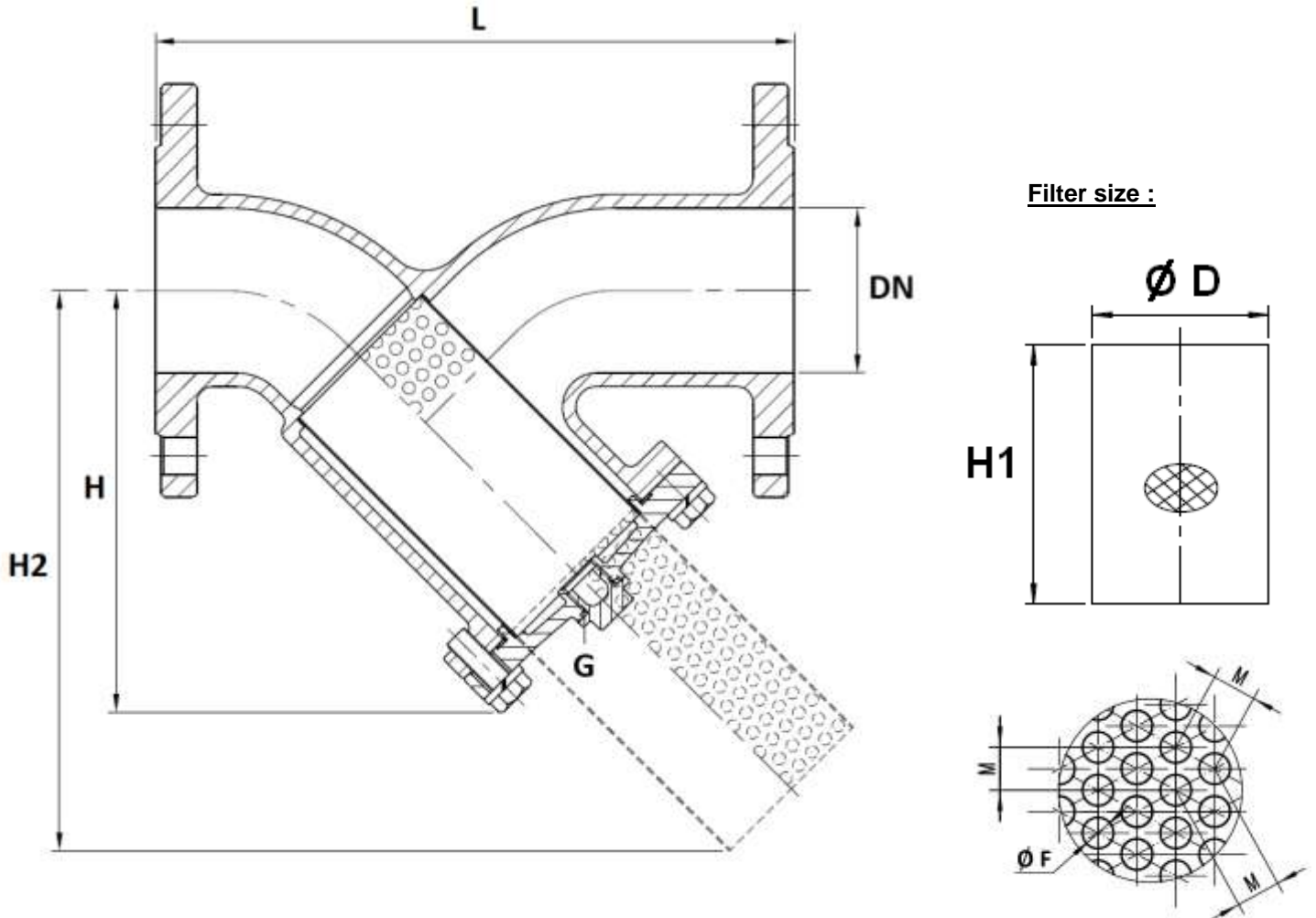
**MATERIALS :**



Item	Designation	Materials
1	Body	EN 1.4408
2	Filter	AISI 316
3	Bonnet	EN 1.4408
4	Draining cap	
5	Gasket	TFM 4215
6	Bonnet gasket	
7	Washer	AISI 304
8	Screw	

**FLANGED STAINLESS STEEL Y STRAINER PN16 DIN F1 LOW TEMPERATURE**

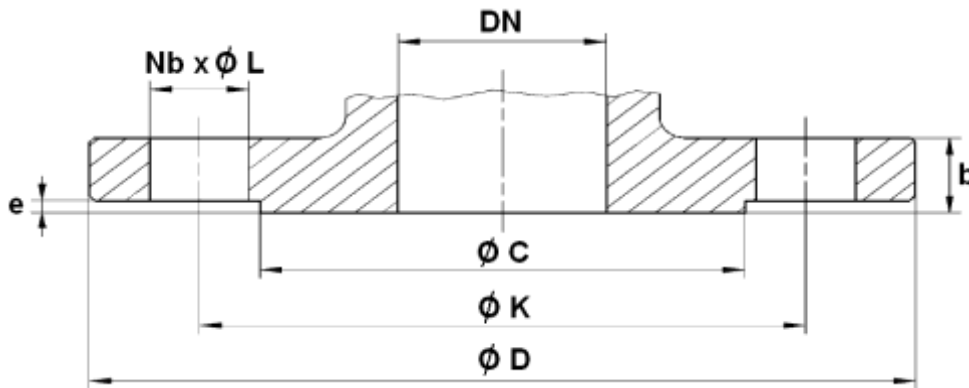
SIZE ( in mm ) :



DN	15	20	25	32	40	50	65	80	100	125	150	200
L	130	150	160	180	200	230	290	310	350	400	480	600
H	85	85	112	114	132	150	185	200	232	274	328	410
H2 (mini)	104	99	149	144	171.5	192.5	250	272	306	396	456	574
G ( drain )	1/2"								3/4"			
Ø D	18	23	29	40	43	54	68	84	103	130	154	208
H1	57	55	88	82	100	103	135	150	159	220	250	300
Mesh ( Ø F)	0.8						1		3			
M	1.8						2		4			
Weight (Kg)	2	2.7	3.5	5	6.1	8.1	12.3	15.5	22	30	41	77.1
Ref.	240L015	240L020	240L025	240L032	240L040	240L050	240L065	240L080	240L100	240L125	240L150	240L200

**FLANGED STAINLESS STEEL Y STRAINER PN16 DIN F1 LOW TEMPERATURE**

PN16 FLANGES SIZE ( in mm ) :



DN	15	20	25	32	40	50	65	80	100	125	150	200
Ø C	45	58	68	78	88	102	122	138	158	188	212	268
Ø D	95	105	115	140	150	165	185	200	220	250	285	340
Ø K	65	75	85	100	110	125	145	160	180	210	240	295
Nb x Ø L	4 x 14	4 x 14	4 x 14	4 x 18	4 x 18	4 x 18	4 x 18	8 x 18	8 x 18	8 x 18	8 x 22	12 x 22
b	14	16	16	16	16	18	18	20	20	22	22	24
e	2	2	2	2	3	3	3	3	3	3	3	3

**FLANGED STAINLESS STEEL Y STRAINER PN16 DIN F1 LOW TEMPERATURE**

**STANDARDS :**

- Manufacturer certified ISO 9001 : 2015 and ISO 14001 : 2015
- DIRECTIVE 2014/68/EU : For liquids and gas of Group 1
  - DN15-25 : Article 4, §3 (SEP), no CE marking
  - DN32-50 : Risk Category I, marking CE0035
  - DN65-200 : Risk Category II, marking CE0035
- Certificate 3.1 on request
- Construction according to EN 12516-1
- Pressure tests according to API 598, table 6
- Length according to EN 558 series1 (DIN 3202-1 F1 – NF 29354)
- PN16 Flanges R.F. according to EN 1092-1
- ATEX Group II Category 2 G/2D Zone 1 & 21 Zone 2 & 22 ( **optional marking** )
- Foundry certified Bureau Veritas Marine & Offshore according to NR320 (BV Marine recognition Mode II)

**INSTALLATION POSITIONS :**

**Vertical position ( descendand fluid )**



**Horizontal position**

